



MY UOS+ Mobile App User Manual

*** Mobile Student ID Card - Slide 3**

How to install MY UOS+



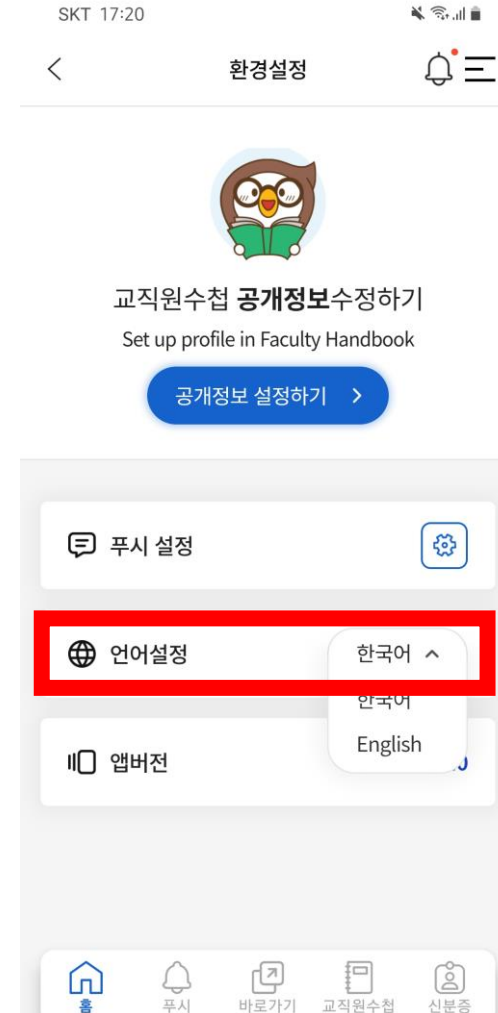
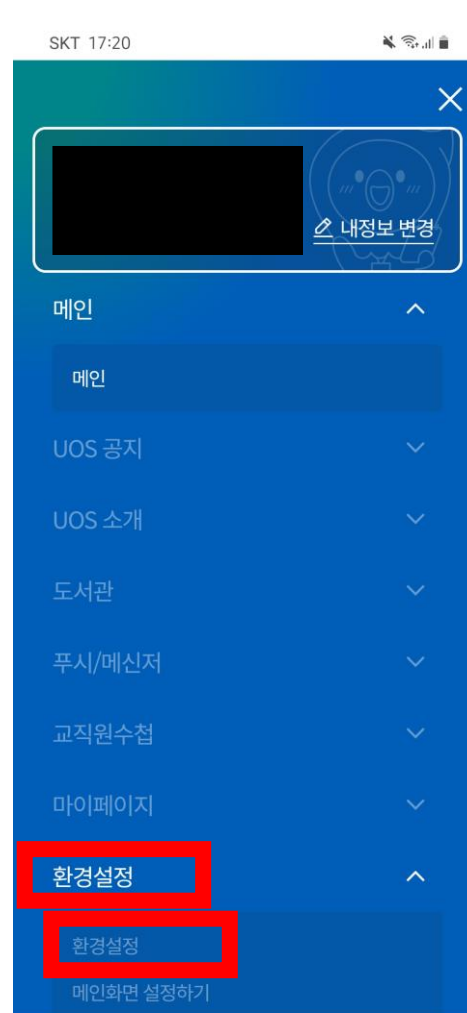
Language Setting



1. Click the three horizontal bars (Menu button).

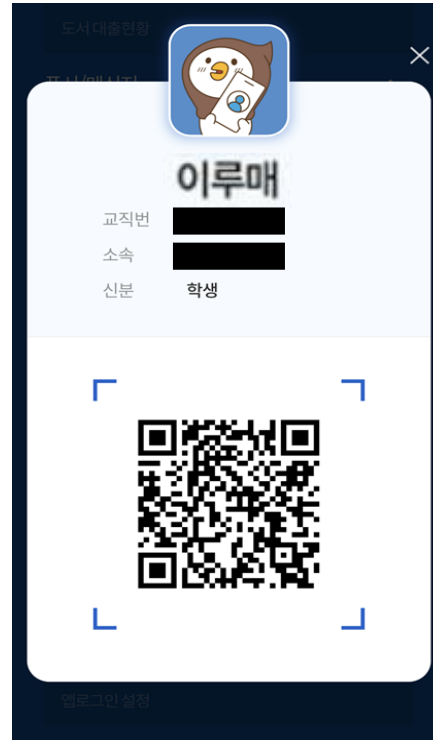
2. Click 환경설정 (Settings) and then select 환경설정 in the submenu.

3. Go to 언어설정 (Language Settings) and check English.



Mobile Student ID and Campus Building Access

Use the QR code in the MY UOS+ app to access campus facilities, including cafeterias, the central library, and reading rooms.



Online Classroom: How to Check Your Classes

In the online classroom, you can view the syllabus, class announcements, assignments for your courses this semester.



강의실 홈

- 강의정보 ▲
 - 강의계획서
 - 참여자목록
- 성적/출석관리 ▲
 - 동영상 수업 출석 확인
 - 성적부
- 수강생 알림 ▼
- 강의 관리 ▼
- 학습활동

강의 개요

- 공지사항
- 강좌 Q&A
- 이번주 강의
- 16주차 [6월20일 - 6월23일]
- 진도현황
 - 1
 - 2
 - 3
 - 4 출석

주차 별 학습 활동

- 1주차 [3월7일 - 3월13일]
 - 1주차 PDF
 - 같이 1주차 기본교육 자료입니다.
- 2주차 [3월14일 - 3월20일]
 - 2주차 기본교육 PDF
 - 1주차와 2주차 중 1회만 출석하면 됩니다.

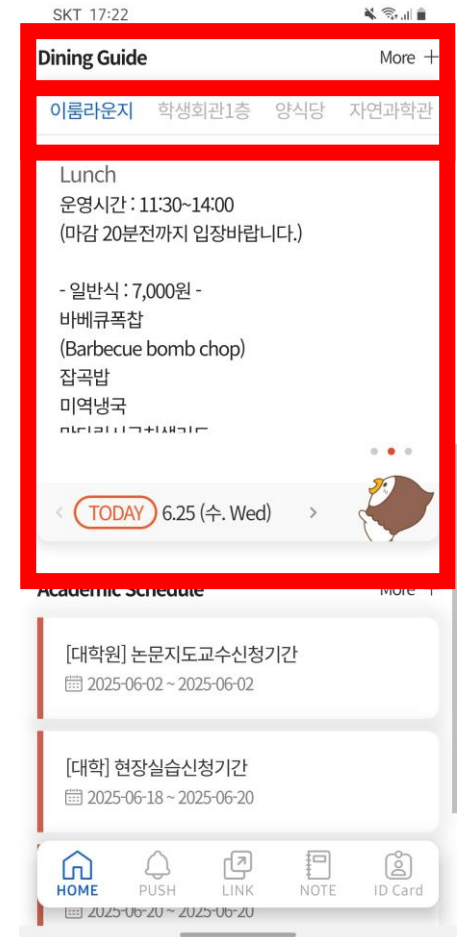
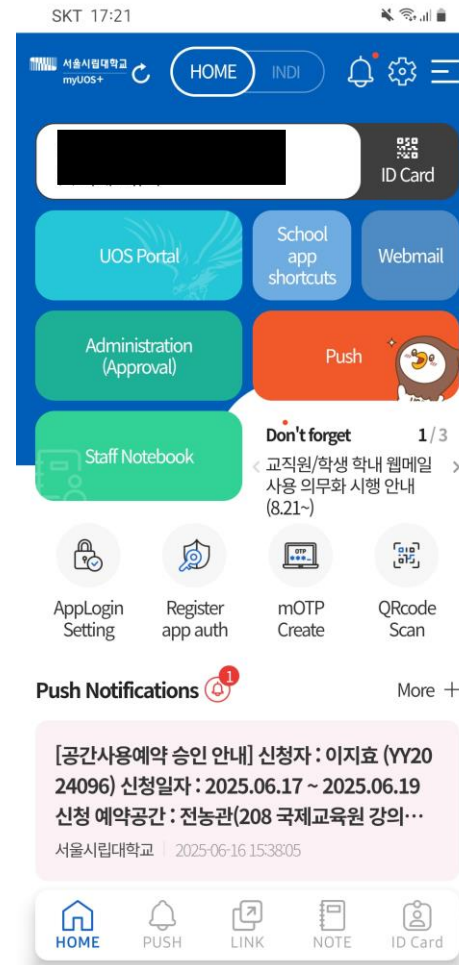
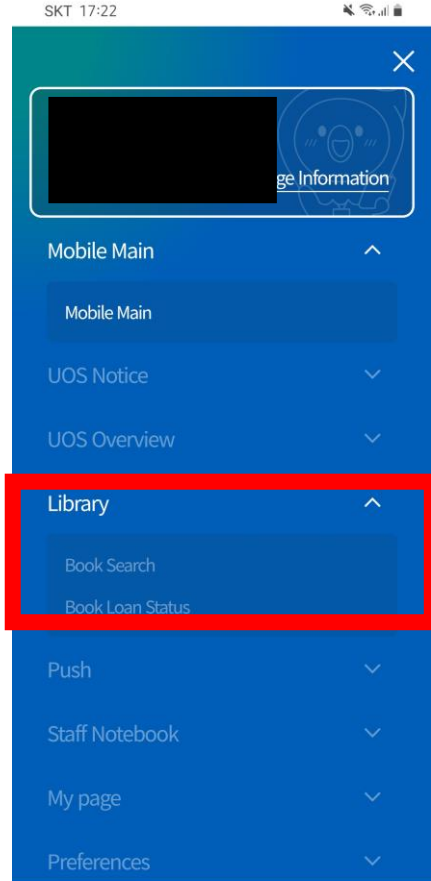
University Portal

Through the university portal, you can manage all academic and administrative tasks, such as checking your class schedules.



Other Functions

1. Use the library search engine to check the availability of specific books in campus libraries. (Click the Menu button, then select Library.)
2. You can also view today's menu at the school cafeterias by scrolling down on the home page of the app and checking the Dining Guide.



THANK YOU